



Welcome back to school!

Use this document as a guide for abortion rights advocacy on your campus. It includes **organizing and event ideas** and a **discussion guide**. Check out the appendix for organizing tips, too.

ACTIVITY/ACTION IDEAS

ACTION 1: GET VISIBLE!

Tabling at club fairs and events is a great way to get the word out about your group. Here are some ideas for what to bring:

- An email sign-up sheet or scannable QR code so you can send out group info
- Amnesty stickers, pens, brochures, and a banner to promote your group
- Info about how to access abortion and other reproductive health care
- Free condoms and lube

You can also **chalk** on sidewalks, quads, or parking lots in popular areas at your school about abortion. Here are some examples:

- “[School name] ❤️ abortion access!”
- “Abortion is a human right”
- “Everyone loves someone who had an abortion” (Phrase popularized by National Network of Abortion Funds)
- “[School name] students deserve abortion access”

Do this because...

...being visibly supportive of abortion helps destigmatize abortion & lets students know that there are people actively advocating for abortion rights. This can also be validating for people who have had abortions or are considering having an abortion.

Chalking example



Pro-tip

Consider including flyers near the chalking and tabling locations with a QR code that directs students to a link about information about your club and next meeting time.

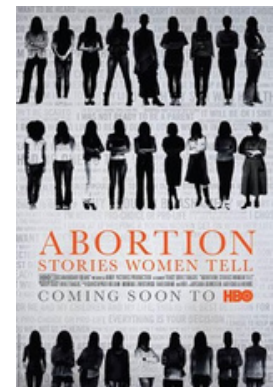

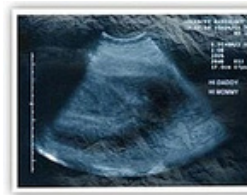
ACTION 2: MOVIE NIGHT

A **movie night** is a fun and educational way to gather as a group. Choose one of the films below, pick a date and location, and start promoting your event. It's also helpful to watch it in advance so you can engage your audience in a discussion.

Below, you'll find some ideas for documentaries. If you need help accessing any of the streaming platforms, check with your group members to see who has a log in, or email youth@aiusa.org for support. If you have another film in mind, reach out for support!

Documentary ideas

- **12th and Delaware** tells the story of an abortion clinic opposite a fake abortion clinic, which are often located near campuses. *Find 12th and Delaware on MAX or Amazon Prime Video.*
- **After Tiller** explores the lives of four doctors performing third-trimester abortions in the wake of George Tiller's assassination in 2009. *Find After Tiller on Tubi or Amazon Prime Video.*
- **The Janes** delivers first-hand accounts from women from the Jane Collective, who helped people access abortion care in Chicago using an underground network pre-Roe. *Find The Janes on MAX.*
- **Abortion: Stories Women Tell** follows the stories of patients at an abortion clinic in Illinois when Missouri implemented an extreme anti-abortion law. *Find Abortion: Stories Women Tell on MAX.*



Do this because...

...documentaries are a great way to educate about & destigmatize abortion, both of which are our overarching goals for Amnesty's work. This event can spark inspiring & thoughtful conversations about abortion rights.

Pro-tip

Depending on the movie your group screens, consider how it ties into laws and policies in your state and host a short 15 to 30 minute discussion after the film.

ACTION 3: WRITE LETTERS TO YOUR U.S. SENATORS

Host a **letter-writing party** in support of the Women’s Health Protection Act. WHPA supports abortion rights nationally, and Congress needs to hear from us *now* that we expect action! Write your U.S. senators using the contact page on their individual websites.

[You can find your U.S. senators here.](#)

Do this because...

...it’s always helpful for elected officials to know that their constituents support abortion rights! It may feel like you’re talking into the void sometimes, but your support does matter.

Pro-tip

Provide letter-writing party attendees with a script they can work from. Not everyone is used to contacting their elected officials or writing about abortion, and that’s okay! You can also use [these links](#) to pull information from. Here’s a **sample script** to get you started:

“Dear Senator [Name], my name is [your name] and I am a student at [your school]. I am writing you in support of the Women’s Health Protection Act and urge you to work with your colleagues in the U.S. Senate to pass it immediately. [If you live in a state with abortion restrictions, write about how this bill can allow people to access abortion safely. If you live in a state with proactive abortion protections, write about how that should be the case nationwide.] Thank you for your time.”

HAVE EXTRA TIME? TRY THESE ACTIONS!

If you have five minutes...

...signal boost an [abortion fund](#) in your area by resharing their posts to social media.

...write your governor and attorney general and ask them to protect abortion access in your state.

...research the closest abortion clinic to you so you have that info in case you or a peer need to contact them.

If you have a group meeting...

...write an op-ed as a group for your student newspaper.

...have a conversation about how to discuss abortion with students at your school.

...research your school’s policies around abortion. If you’re in high school, what can the school nurse discuss with you? If you’re in college, what medical care is accessible on campus?

If you want to go deeper...

...make a resource sheet with information about how to access abortion, contraception, and other sexual and reproductive health care services on your campus or in your community.

...host an “Abortion Rights Salon” where students can come to discuss abortion, laws in your state, and access in your area.

DISCUSSION GUIDE

As you ask fellow students at your school to get involved with abortion rights, **it's important to articulate why fighting for abortion access is important.**

Here's a one-pager with general facts and some commonly asked questions to get you started.

Q: WHY IS ORGANIZING FOR ABORTION ON CAMPUS IMPORTANT?

A: The general answer is simple: abortion access is a student need! Students need and deserve access to healthcare like anyone else. That includes abortion, as well as other sexual and reproductive healthcare services like STD screenings, contraception, and annual exams. It's also important for colleges: after *Roe v. Wade* was overturned, 72% of college students said their state's laws around reproductive health influence their decision to stay enrolled in their school.

Q: HOW MANY YOUNG PEOPLE ACTUALLY GET ABORTIONS?

A: Specific student stats can be hard to find, but data collected by the CDC in 2020 showed that 19.2% of people who had abortions were between the ages of 20 and 24, the highest percentage of any age group. Overall, 1 in 4 people in the USA with the ability to become pregnant will have an abortion in their lifetime. ***Everyone knows and loves someone who has had an abortion.***

Q: I THOUGHT ABORTION WAS...

A: Many people have misconceptions about abortion. Here are five quick but impactful facts.

1. Abortion is a human right.
2. Abortion is normal. Categorizing abortion differently from other healthcare procedures leads to stigma and discrimination.
3. Abortion is routine and safe. It is one of the safest medical procedures a patient can receive. The risk of complications is less than 1 percent.
4. Transgender and non-binary people also need access to abortion care. Inclusive language like "pregnant people" recognizes everyone's human rights.
5. The majority of Americans believe the right to abortion should be protected.

APPENDIX

Every school environment is different, so you may have various needs depending on your high school or campus climate.

If you're organizing against a hostile school administration, planning events can be difficult if administrators are actively working against abortion advocacy on campus. In some cases, you may need to organize events completely off-campus or outside school grounds. Here are some ideas to help you plan for both scenarios.

FIGHTING FOR ABORTION RIGHTS AT SCHOOL WITHOUT ADMINISTRATIVE SUPPORT

- **Write an op-ed in your student newspaper** detailing the need for support for abortion rights at your school. If your administration isn't doing enough, you are allowed to say that.
- **Amplify your message on social media** by tweeting at elected officials and making an Instagram or TikTok account with information about abortion and sexual and reproductive health. You can be anonymous and not name your group for safety if you need to.
- **Become a walking poster** if your school won't allow you to put up flyers about abortion rights. You can print t-shirts with your message, include a QR code to scan to get involved, and pin cards to backpacks and bags.

SCOUTING LOCATIONS TO ORGANIZE FOR ABORTION RIGHTS OFF-CAMPUS

- **Libraries** aren't only for checking out books! They also have community rooms you can book and many host events, and it's almost always free of charge.
- **Local coffee shops** often host many small, community-focused events. Even if you aren't able to use the entire cafe, you may be able to use one room or section for an event like the letter-writing party.
- **Independent bookstores** are often quite progressive and can be the perfect place to host a discussion-based event after-hours.

Bonus tip: If you live in an area near a local LGBTQ+ community center, that's a great option for hosting events. They may also have connections with local clinics or advocacy organizations.

If you have a hostile school administration and could use extra support from AIUSA in fighting for abortion rights, please contact youth@aiusa.org.